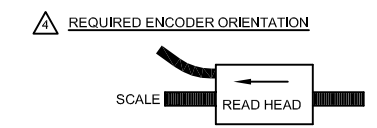
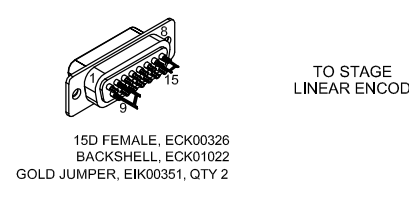
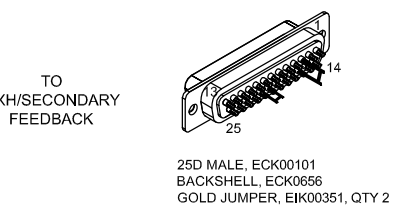
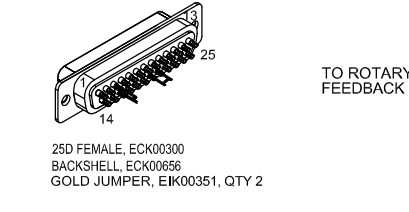
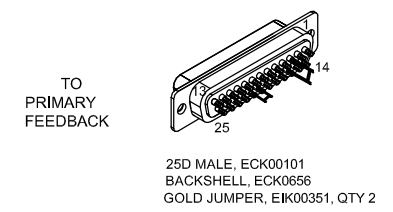
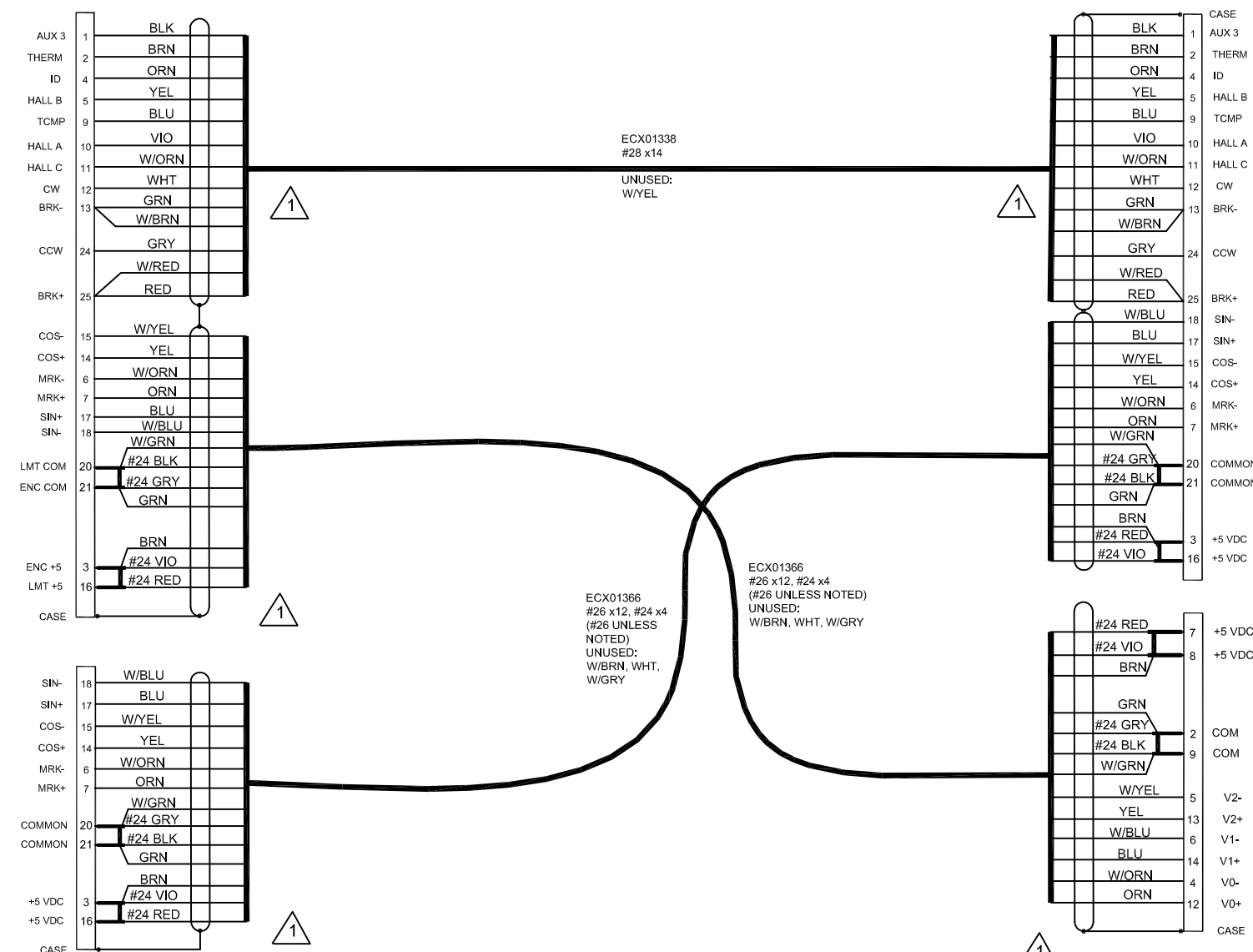
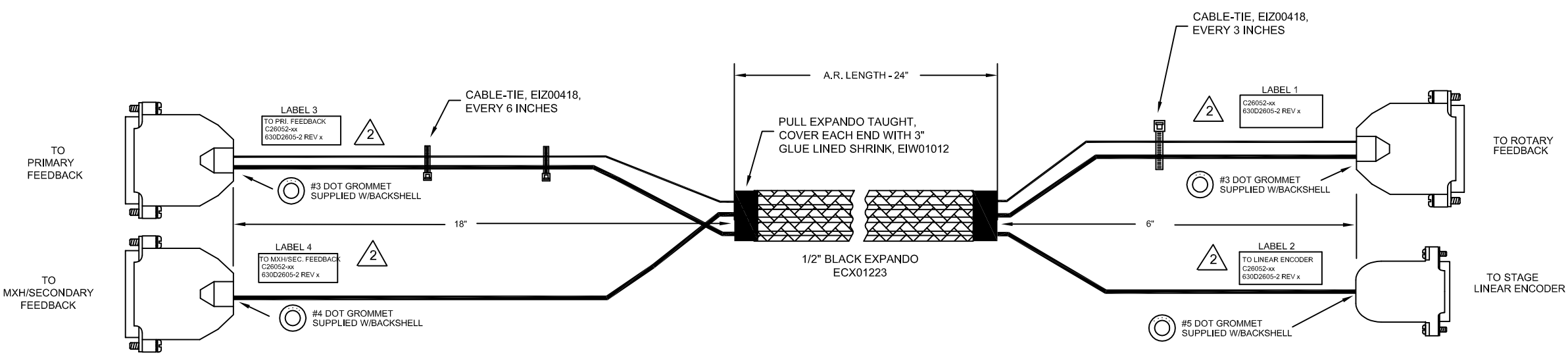
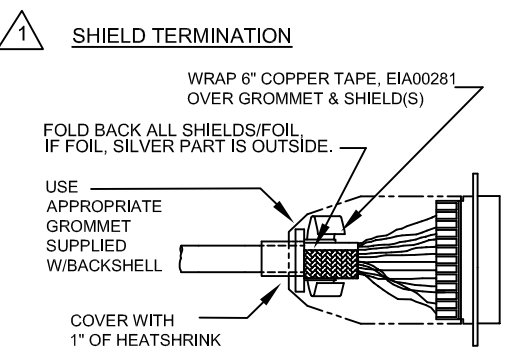
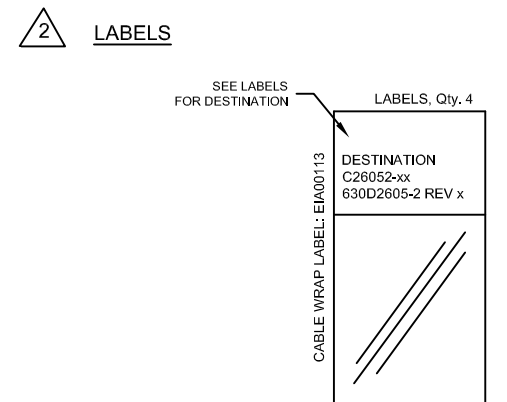


REVISIONS			
REV.	DESCRIPTION	DATE	DRAWN



D-SUB CONNECTIONS
INSULATE ALL D-SUB SOLDER CONNECTIONS WITH HEATSHRINK, TYPICALLY: #24 AWG, EIW00100; #22 AWG, EIW00101



PROPRIETARY INFORMATION THIS DRAWING IS THE PROPERTY OF AEROTECH, INC. AND IS SUBMITTED IN CONFIDENCE AND SHALL NOT BE REPRODUCED NOR COPIED NOR DISCLOSED TO OTHERS UNDER PENALTY OF LAW.			AEROTECH, INC. 101 Zeta Drive Pittsburgh, PA, 15238 (412)963-7470 www.aerotech.com		
TOLERANCES ON FRACTIONS DECIMALS ANGLES 0 TO 6 ±1/32 .XX ±01 ° 0-30' OVER 6 ±1/16 .XXX ±.005			CABLE: (DUAL LOOP, FOLDBACK USE) BL FB-25D 25D-25D 15D-TNCD-PSH-MAX100DM		
RMS FINISH	EXCEPT AS NOTED		PART CODE	SIZE	REV.
DRAWN	JFM	12/26/2018	C26052	D	630D2605-2
CHECKED	JAB	12/26/2018			
APPD.	JFM	12/26/2018	SCALE NTS	FILE NAME	630D2605-2.Dwg
					SHEET 1 OF 1