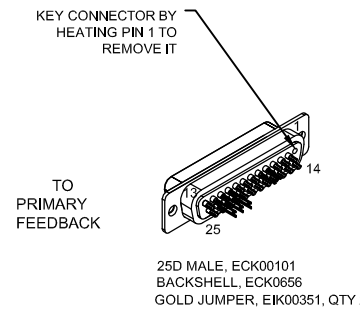
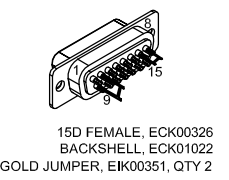
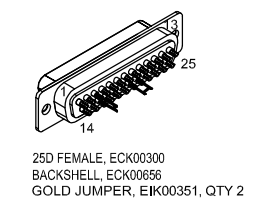
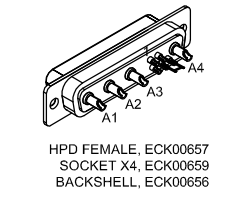
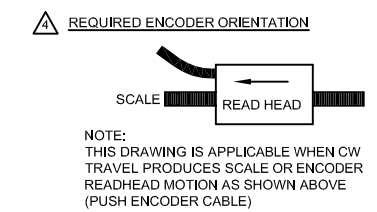
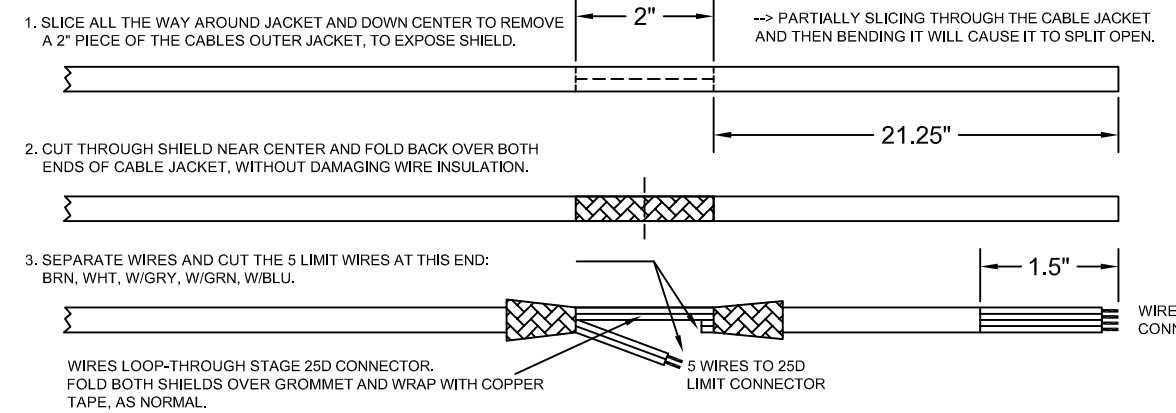


SIGNAL	WIRE	PIN
MTR ØA	#20 BLK	A1
MTR ØB	#20 RED	A2
ØA RETURN	#20 JUMPER & #20 WHT	A3
ØB RETURN	#20 JUMPER	A4
SHIELD	BRAID SHIELD	CASE
-	-	1
-	-	2
FRM	#20 GRN/YEL & JUMPER	4
FRM	JUMPER	5

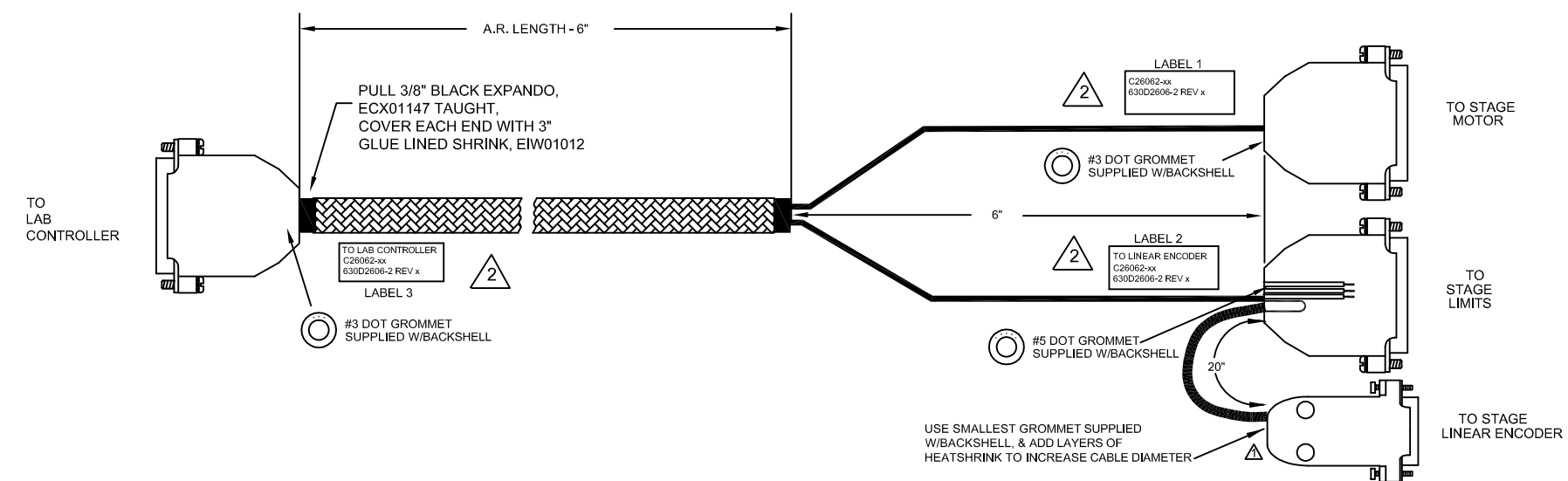
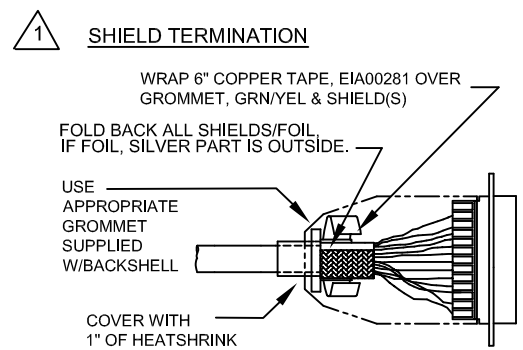
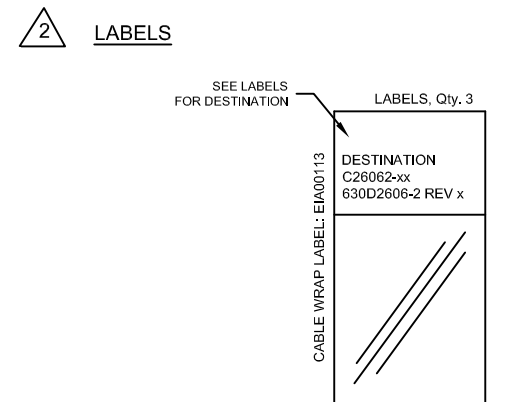


THIS IS AN ATTEMPT TO MAKE CONSTRUCTION EASIER AND NOT USE SST SHIELDED TUBING. IF ITS HARDER, THE DWG WILL BE REV'D TO GO BACK TO THE OLD METHOD.



D-SUB CONNECTIONS

INSULATE ALL D-SUB SOLDER CONNECTIONS WITH HEATSHRINK, TYPICALLY: #24 AWG, EIW00100; #22 AWG, EIW00101



PROPRIETARY INFORMATION THIS DRAWING IS THE PROPERTY OF AEROTECH, INC. AND IS SUBMITTED IN CONFIDENCE AND SHALL NOT BE REPRODUCED NOR COPIED NOR DISCLOSED TO OTHERS UNDER PENALTY OF LAW.			AEROTECH, INC. 101 Zeta Drive Pittsburgh, PA, 15238 (412)963-7470 www.aerotech.com		
TOLERANCES ON FRACTIONS DECIMALS ANGLES 0 TO 6 ±1/32 .XX ±0.1 ± 0-30' OVER 6 ±1/16 .XXX ±0.05			CABLE: SM MTR + FB-25D-4D 15D 25D-3.5ARMS -PSH-MAX83DM (for Foldback)		
RMS FINISH	EXCEPT AS NOTED		PART CODE	SIZE	REV.
DRAWN	JFM	12/29/2018	C26062	D	630D2606-2
CHECKED	JAB	12/29/2018	SCALE NTS	FILE NAME	630D2606-2.Dwg
APPD.	JFM	12/29/2018	SHEET	1 OF 1	