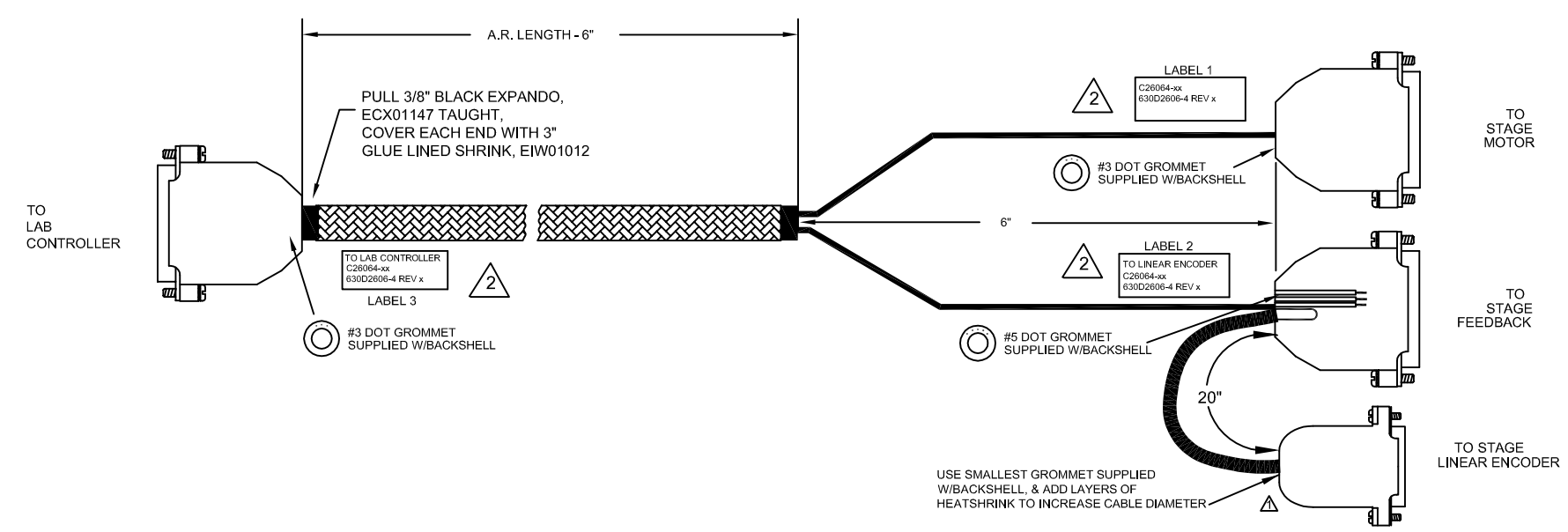
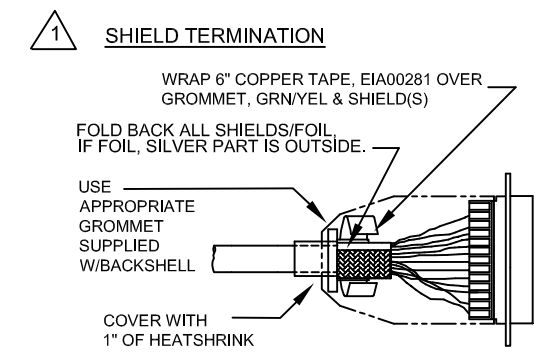
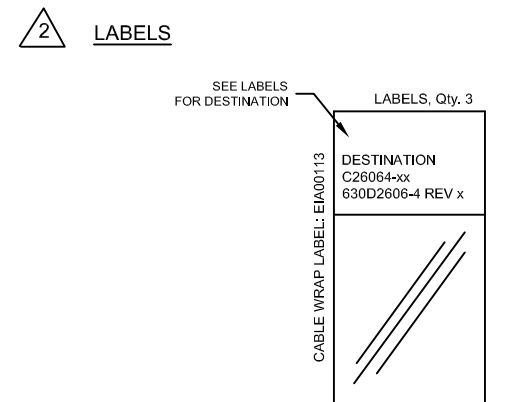
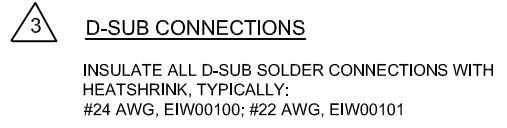
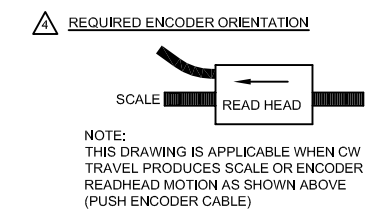
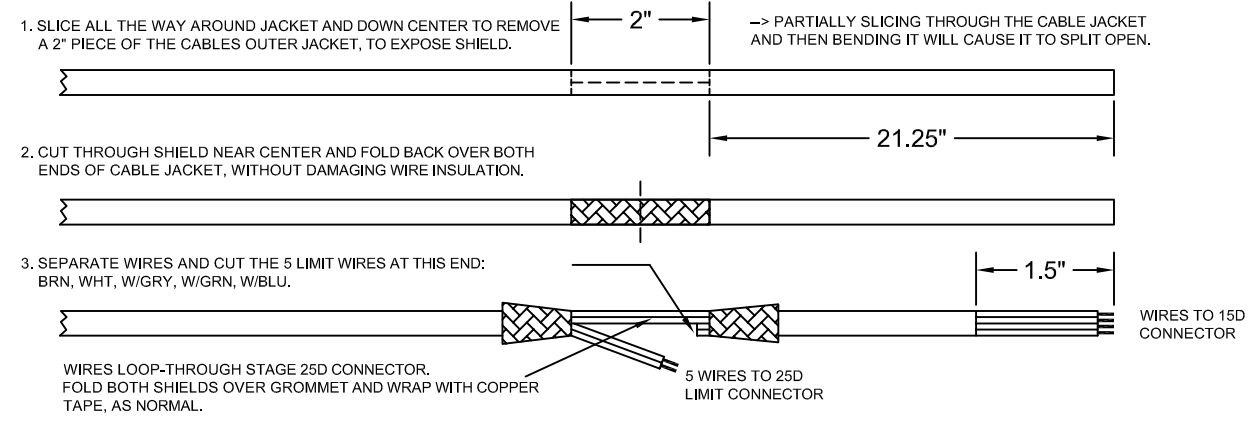


THIS IS AN ATTEMPT TO MAKE CONSTRUCTION EASIER AND NOT USE SST SHIELDED TUBING. IF ITS HARDER, THE DWG WILL BE REV'D TO GO BACK TO THE OLD METHOD.



PROPRIETARY INFORMATION THIS DRAWING IS THE PROPERTY OF AEROTECH, INC. AND IS SUBMITTED IN CONFIDENCE AND SHALL NOT BE REPRODUCED NOR COPIED NOR DISCLOSED TO OTHERS UNDER PENALTY OF LAW.			AEROTECH, INC. 101 Zeta Drive Pittsburgh, PA, 15238 (412)963-7470 www.aerotech.com	
TOLERANCES ON FRACTIONS DECIMALS ANGLES 0 TO 6 ±1/32 .XX ±0.1 ° 0-30' OVER 6 ± 1/16 .XXX ±0.005			CABLE: SM MTR + FB-25D-4D 15D 25D-3.5ARMS -PSH-MAX83DM	
RMS FINISH	EXCEPT AS NOTED		PART CODE	SIZE
DRAWN	JFM	1/4/2018	C26064	D 630D2606-4
CHECKED	JAB	1/4/2018	SCALE NTS	FILE NAME 630D2606-4.Dwg
APPD.	JFM	1/4/2018	SHEET	1 OF 1