

REVISIONS			
REV.	DESCRIPTION	DATE	DRAWN
A	Added ECO 2257	9/5/2018	JFM
B	Added ECO 2385	10/18/2018	JFM

PIN	SIGNAL	ECX01178	ECX01279
13	BRK-	-	-
12	CW / +	-	WHT
11	HALL C	-	-
10	HALL A	-	-
9	Tcmp	-	-
8	ABS DATA-	W/GRN	-
7	MKR/CLK+	WHT	-
6	MKR-N/CLK-	GRN	-
5	HALL B	-	-
4	ID	-	PNK
3	ENC +5V	W/RED	-
2	THERMISTOR	-	-
1	Aux3	-	-
CASE	SHIELD	FOILS/DRAIN	FOIL/DRAIN
14	COS	-	-
15	COS-N	-	-
16	LMT +5V	RED	VIO
17	SIN	-	-
18	SIN-N	-	-
19	ABS DATA+	W/YEL	-
20	LMT COM	BLK	GRN
21	ENC COM	W/BLK	-
22	-	-	-
23	-	-	-
24	CCW / -	-	GRY
25	BRK+	-	-

SIGNAL	ECX01178 COLOR	PIN
CLK+	WHT	8
-	-	7
-	-	6
DATA+	W/YEL	5
+5	RED and W/RED	4
-	-	3
COM	BLK and W/BLK	2
-	-	1
SHIELD	FOIL/DRAIN	CASE
-	-	9
-	-	10
-	-	11
-	-	12
DATA-	W/GRN	13
-	-	14
CLK-	GRN	15

SIGNAL	ECX01279 COLOR	PIN
CCW / -	GRY	5
-	-	4
CW / +	WHT	3
LMT COM	JUMPER & GRN	2
LMT +5V	VIO	1
SHIELD	DRAIN WIRE	CASE
-	-	6
COM	JMPR TO PIN 2	7
ID	PNK	8
-	-	9

TO PRIMARY FEEDBACK

25 PIN MALE D-STYLE, ECK00101  
BACKSHELL, ECK00656  
GOLD JUMPER, EIK00351, QTY 2

GOLD JUMPER, EIK00351  
AT CONTACTS 3-16, 20-21.

1

15 PIN FEMALE D, ECK00326  
BACKSHELL, ECK01022

TO STAGE ABSOLUTE ENCODER

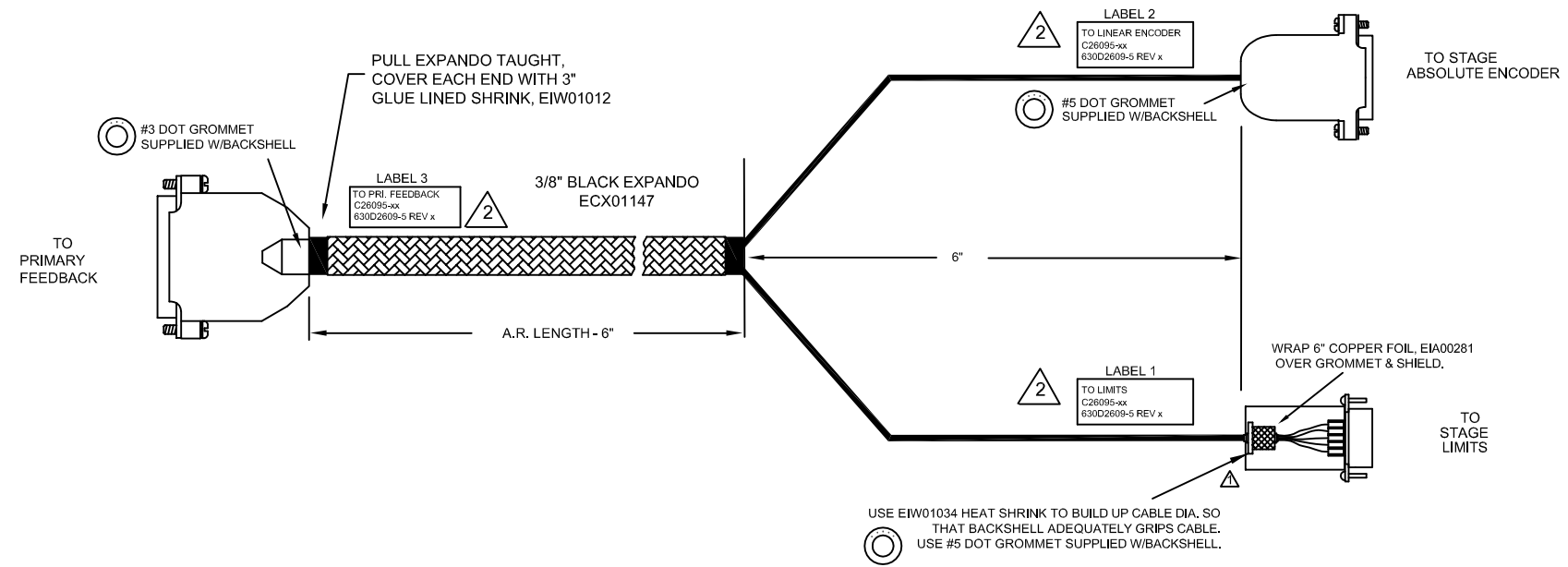
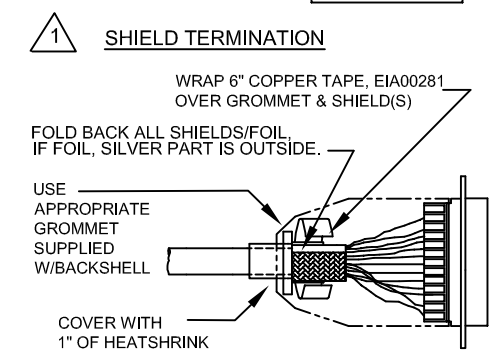
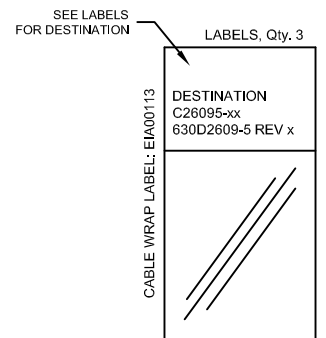
9

9 PIN D-FEMALE, ECK00340  
BACKSHELL, ECK01021

GOLD JUMPER, EIK00351  
AT CONTACTS 2-7.

TO STAGE LIMITS

- 4 Double wire connections at 15D-Sub  
Solder splice the 2 wires to the solid-colored wire and terminate at the connector.
- 3 D-SUB CONNECTIONS  
INSULATE ALL D-SUB SOLDER CONNECTIONS WITH HEATSHRINK, TYPICALLY: #24 AWG, EIW00100; #22 AWG, EIW00101
- 2 LABELS



USE EIW01034 HEAT SHRINK TO BUILD UP CABLE DIA. SO THAT BACKSHELL ADEQUATELY GRIPS CABLE.  
USE #5 DOT GROMMET SUPPLIED W/BACKSHELL.

PROPRIETARY INFORMATION  
THIS DRAWING IS THE PROPERTY OF AEROTECH, INC. AND IS SUBMITTED IN CONFIDENCE AND SHALL NOT BE REPRODUCED NOR COPIED NOR DISCLOSED TO OTHERS UNDER PENALTY OF LAW.

AEROTECH AEROTECH, INC. 101 Zeta Drive  
Pittsburgh, PA, 15238  
(412)963-7470  
www.aerotech.com

TOLERANCES ON FRACTIONS DECIMALS ANGLES  
0 TO 6 ±1/32 .XX ±0.1 ° 0-30'  
OVER 6 ±1/16 .XXX ±0.05

RMS FINISH EXCEPT AS NOTED

DRAWN JFM 12/26/2018  
CHECKED JAB 12/26/2018  
APPD. JFM 12/26/2018

CABLE:  
ABS FB-25D-15D 9D-MAX116DM

PART CODE C26095 SIZE D 630D2609-5 REV. B

SCALE NTS FILE NAME 630D2609-5.Dwg SHEET 1 OF 1