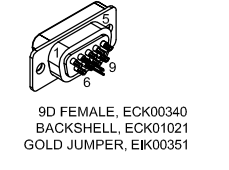
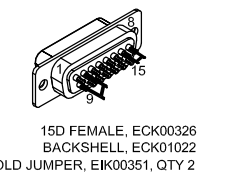
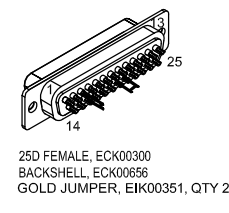
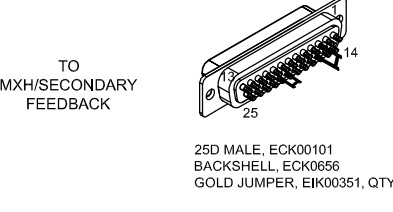
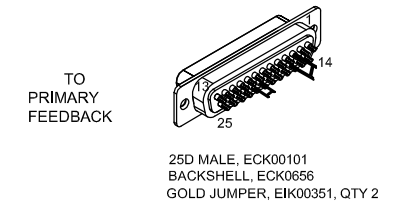
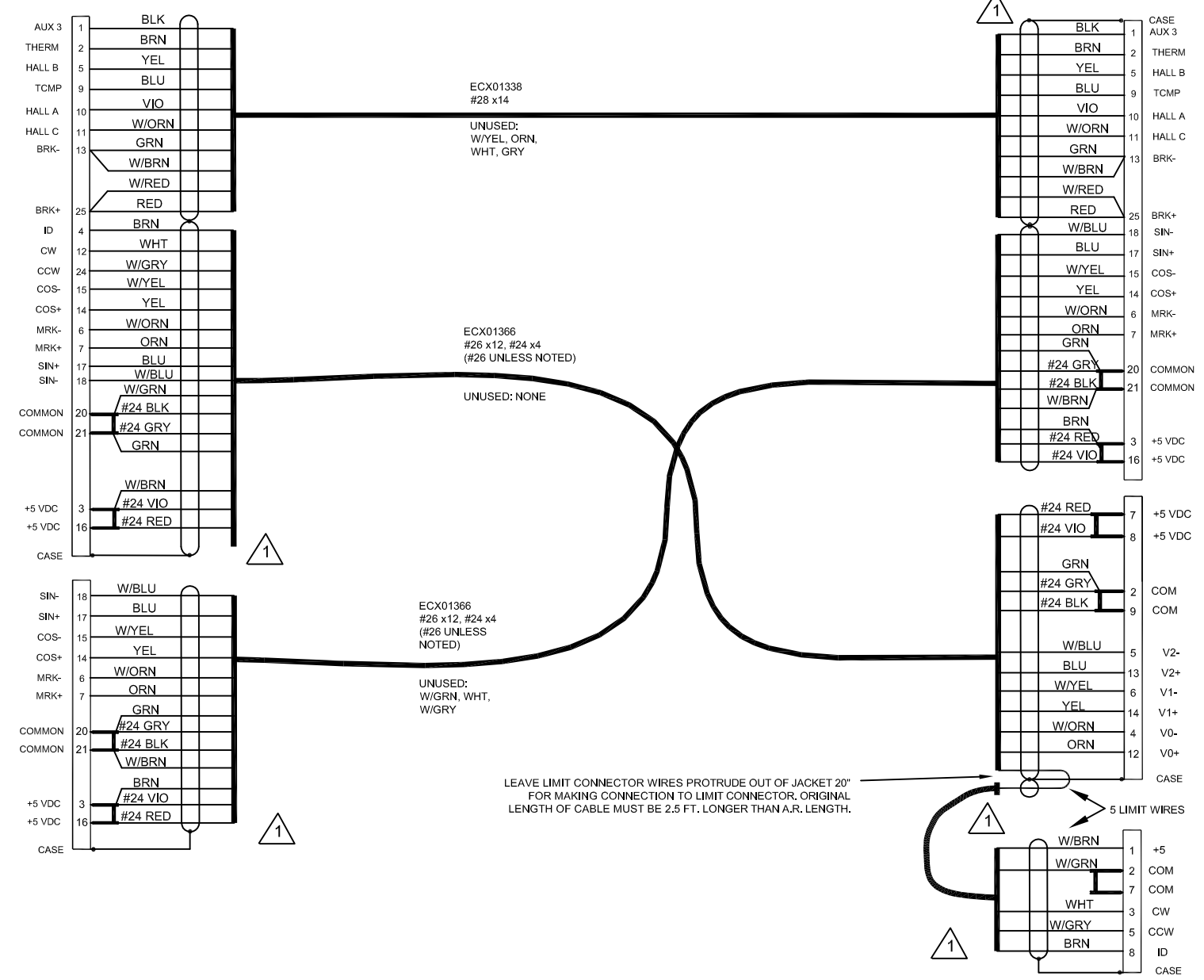



REVISIONS			
REV.	DESCRIPTION	DATE	DRAWN



1 REQUIRED ENCODER ORIENTATION

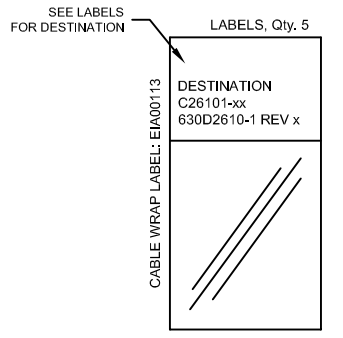


NOTE: THIS DRAWING IS APPLICABLE WHEN CW TRAVEL PRODUCES SCALE OR ENCODER READHEAD MOTION AS SHOWN ABOVE (PUSH ENCODER CABLE)

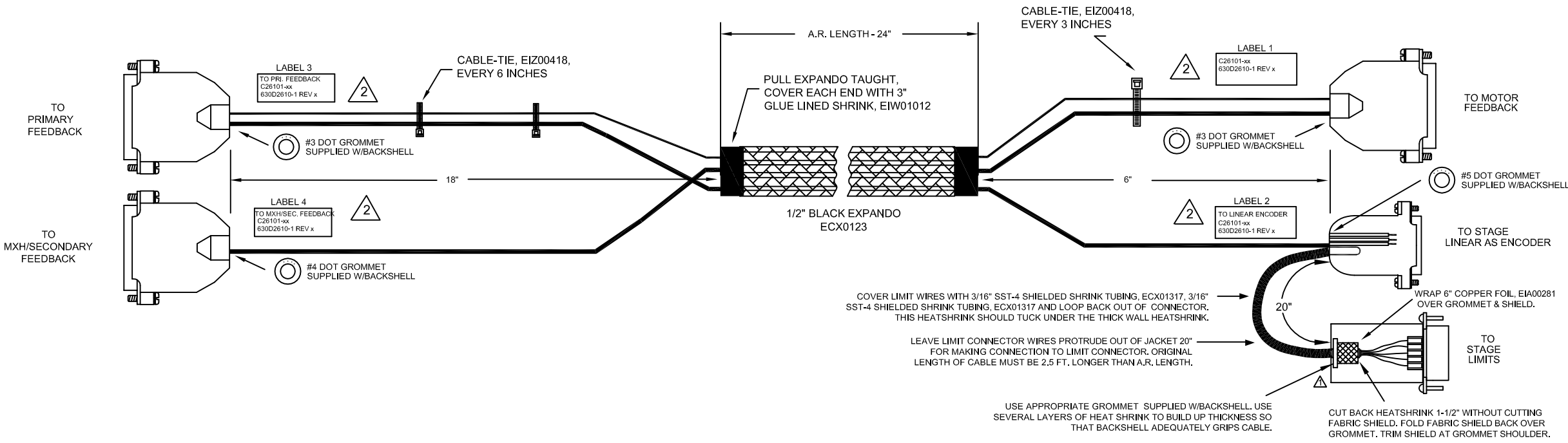
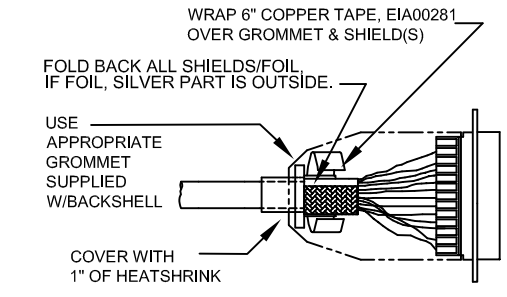
3 D-SUB CONNECTIONS

INSULATE ALL D-SUB SOLDER CONNECTIONS WITH HEATSHRINK, TYPICALLY: #24 AWG, EIW00100; #22 AWG, EIW00101

2 LABELS



1 SHIELD TERMINATION



PROPRIETARY INFORMATION THIS DRAWING IS THE PROPERTY OF AEROTECH, INC. AND IS SUBMITTED IN CONFIDENCE AND SHALL NOT BE REPRODUCED NOR COPIED NOR DISCLOSED TO OTHERS UNDER PENALTY OF LAW.			AEROTECH, INC. 101 Zeta Drive Pittsburgh, PA, 15238 (412)963-7470 www.aerotech.com	
TOLERANCES ON FRACTIONS DECIMALS ANGLES 0 TO 6 ±1/32 .XX ±01 ± 0-30' OVER 6 ± 1/16 .XXX ±005			CABLE: (DUAL LOOP) BL FB-25D 25D-25D 15D 9D-DL-PSH-MAX83DM	
RMS FINISH	EXCEPT AS NOTED	PART CODE: C26101 SIZE: D 630D2610-1 REV: -		
DRAWN: JFM	1/4/2018	SCALE NTS	FILE NAME: 630D2610-1.Dwg	SHEET 1 OF 1
CHECKED: JAB	1/4/2018			
APPD: JFM	1/4/2018			