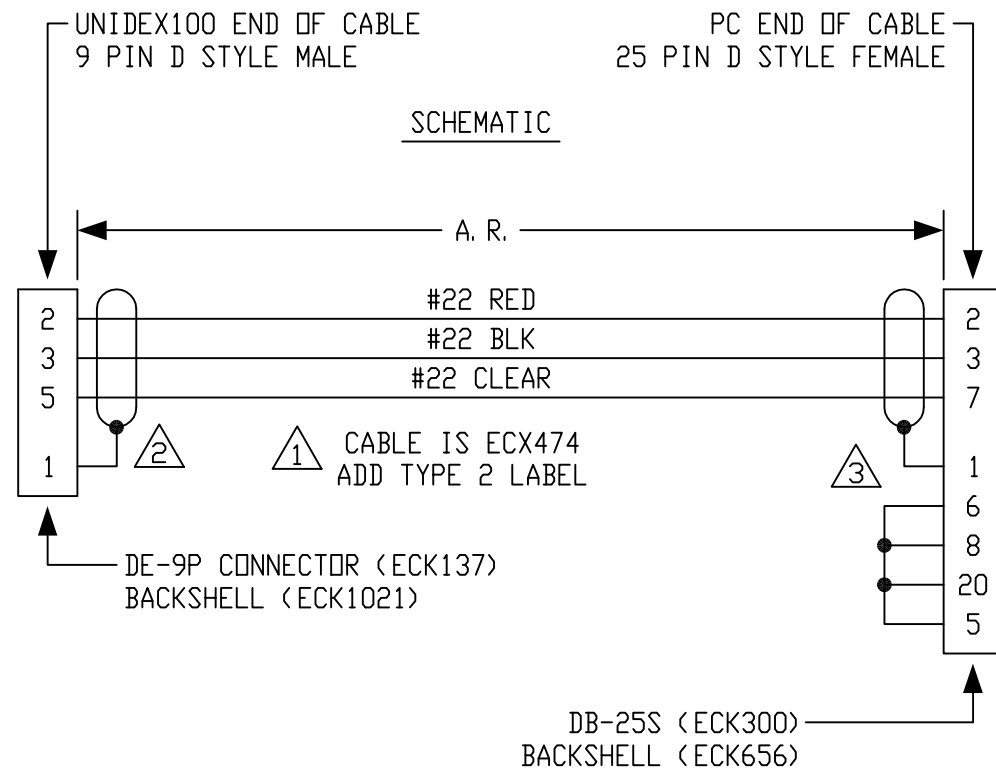


REVISIONS				
REV.	ZONE	DESCRIPTION	DATE	DRAWN
A		CHANGED TO NEW STYLE CONNECTORS	11/98	LTL
B		CHANGED PART NUMBER DESCRIPTION	02/99	LTL



1 LABEL INFORMATION

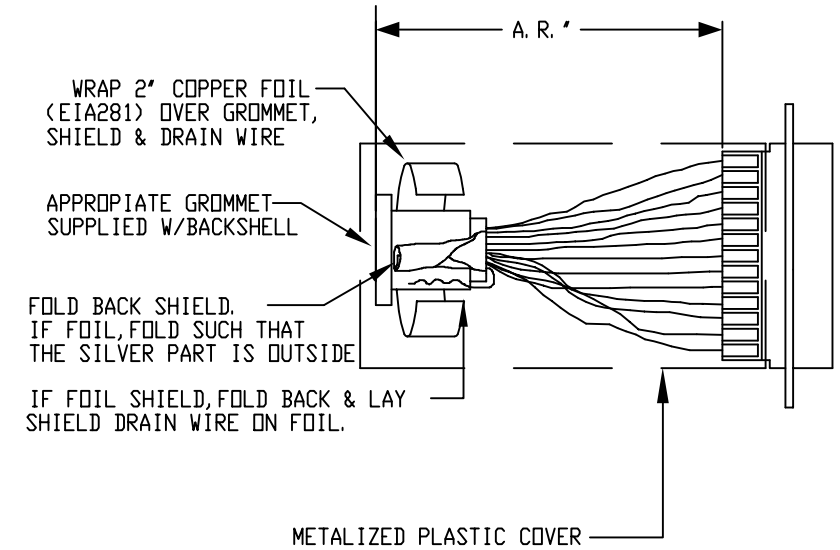
SD#
CBL232/25-X
630B1539-1
REVISION B

TYPE 2 LABEL-EIA113
X = CABLE LENGTH

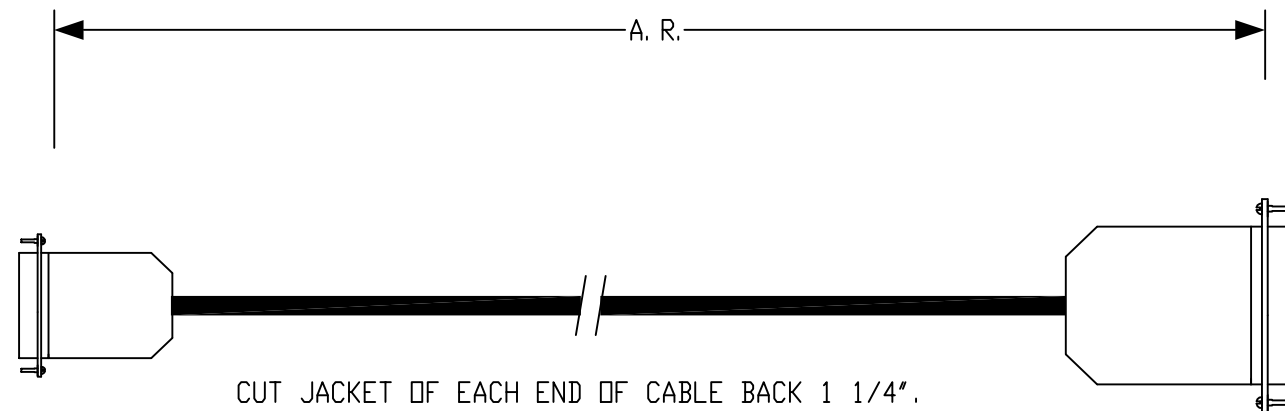
2 SHIELDING INFORMATION



SHIELD DRAIN WIRE TO PIN 1 ONLY.
NO CONNECTION OF SHIELD WIRE OR
FOIL TO BACKSHELL

3 SHIELD TERMINATION WITH METALIZED PLASTIC COVERS



ASSEMBLY



PROPRIETARY INFORMATION THIS DRAWING IS THE PROPERTY OF AEROTECH, INC. AND IS SUBMITTED IN CONFIDENCE AND SHALL NOT BE REPRODUCED NOR COPIED NOR DISCLOSED TO OTHERS UNDER PENALTY OF LAW.			 AEROTECH, INC. 101 Zeta Drive Pittsburgh, PA. 15238 (412)963-7470 TWX710-795-3125		
TOLERANCES ON FRACTIONS DECIMALS ANGLES 0 TO 6 ± 1/32 .XX ± .01 ± 0-30' OVER 6 ± 1/16 .XXX ± .005			UNIDEX 100 PC-RS232C CABLE (CBL232/25-X)		
RMS FINISH  EXCEPT AS NOTED			PART CODE -		
DRAWN LTL 02/99	CHECKED AGS 02/99	APPD. AGS 02/99	SIZE B	630B1539-1	REV. B
SCALE NTS			FILE NAME 630B1539-1B1.dwg	SHEET 1 OF 1	