

REVISIONS				
REV.	ZONE	DESCRIPTION	DATE	DRAWN
A1		ADDED ECN1166 & ECN1706	02-15-96	JRF
B		ADDED ECN2224	10-24-96	LTL
C		ADDED ECN2722	6-18-97	NTC
D		ADDED ECN6940	05/03	JRF

AMP PLUG, 206044-1 (ECK131)  
AMP BACKSHELL, 206070-1 (ECK134)  
#18-24 PINS, 66102-7 (EIK192)

CABLE (4 COND. #16), ECX566  
ALPHA #5440/4

CABLE (4 COND. #16), ECX566  
ALPHA #1452/16 OR CONSOLIDATED #1707

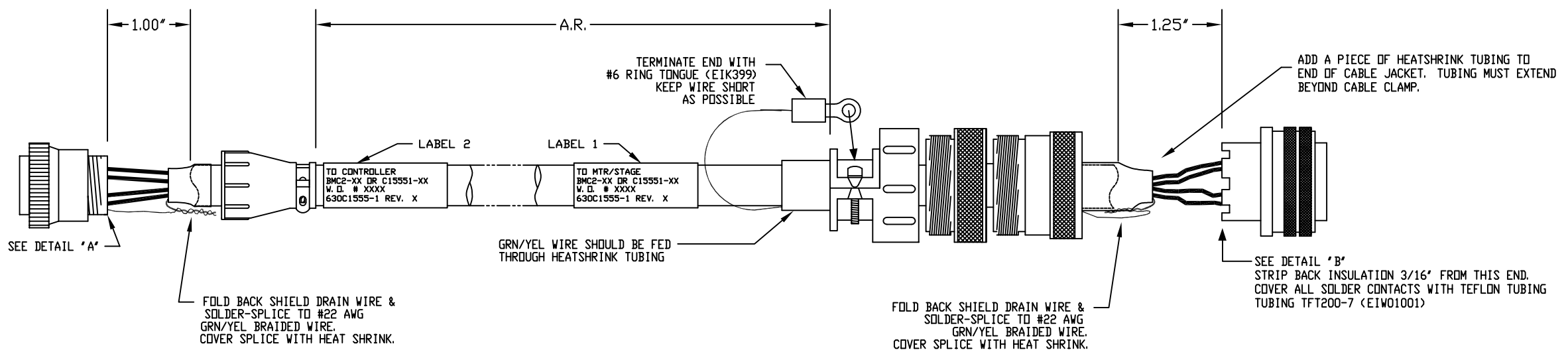
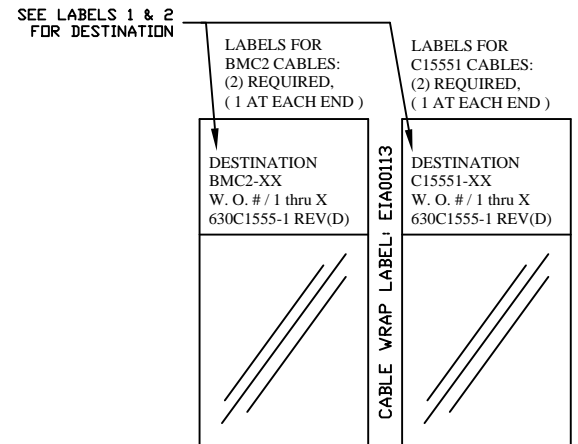
PIN	WIRE	WIRE	SIGNAL
14	-	-	-
13	-	-	-
12	-	-	-
11	-	-	-
10	-	-	-
9	-	-	-
8	SHIELD	SHIELD	MTR Ø SHLD
7	-	-	-
6	-	-	-
5	BRN	WHT	MTR Ø C
4	RED	RED	MTR Ø B
3	BLK	BLK	MTR Ø A
2	-	-	-
1	ORN	GRN	FRM GND

STRAIGHT PLUG MS3106A-18 (MCM475)  
INSERT MS18-10S (MCM495)  
CLAMP AN3057-1010 (MCM477)  
BUSHING AN3055-18-10 (MC481)

CABLE (4 COND. #16), ECX566  
ALPHA #5440/4

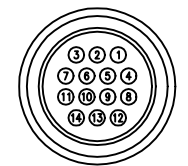
CABLE (4 COND. #16), ECX566  
ALPHA #1452/16 OR CONSOLIDATED #1707

SIGNAL	WIRE	WIRE	SOCKET
MTR Ø C	WHT	BRN	C
MTR Ø B	RED	RED	B
FRM GND	GRN	ORN	D
MTR Ø A	BLK	BLK	A



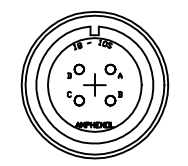
2 FOR CRIMP TOOL USE AMP HANDLE ASSY 90277-1 OR USE AMP CRIMPER MODEL #565435-5 WITH AMP HEAD ASSY 66102-2

1 STARTING CABLE LENGTH = 15 FT 5 IN



DETAIL "A"

VIEWED FROM WIRE SIDE OF CONNECTOR  
AMP PLUG #206044-1 (ECK131)



DETAIL "B"

VIEWED FROM WIRE SIDE OF CONNECTOR  
AMPENHDL SOCKET INSERT MS18-10 (MCM495)

PART CODE:

C15551-XX	C15551-1 TO -450 MAX LENGTH (DECIMETERS)
BMC2-XX	BMC2-1 TO -150 MAX LENGTH (FEET)

PROPRIETARY INFORMATION  
THIS DRAWING IS THE PROPERTY  
OF AEROTECH, INC. AND IS  
SUBMITTED IN CONFIDENCE AND  
SHALL NOT BE REPRODUCED NOR  
COPIED NOR DISCLOSED TO OTHERS  
UNDER PENALTY OF LAW.



AEROTECH, INC. 101 Zeta Drive  
Pittsburgh, PA. 15238  
(412)963-7470  
www.aerotech.com

TOLERANCES ON FRACTIONS DECIMALS ANGLES  
0 TO 6 ± 1/32 .XX ± .01 ± 0-30'  
OVER 6 ± 1/16 .XXX ± .005

RMS FINISH EXCEPT AS NOTED

DRAWN	EJB	02/94
CHECKED	AGS	7/97
APPD.	AGS	7/97

**BRUSHLESS MOTOR CABLE (BMC2)**  
**450 DECIMETERS (150') MAX LENGTH**  
**CABLE: BL MTR-14P-4MS-MAX450DM**

PART CODE	SIZE	REV.
SEE ABOVE	C	D
SCALE NTS	FILE NAME 630C1555-1D1.dwg	SHEET 1 OF 1