

| REVISIONS |      |                      |          |       |
|-----------|------|----------------------|----------|-------|
| REV.      | ZONE | DESCRIPTION          | DATE     | DRAWN |
| A         |      | NO CHANGE THIS SHEET | 11/23/96 | JLD   |
| B         | -    | ADDED ECN2778        | 7-15-97  | NTC   |

AMP SOCKET #745495-2 (ECK789)  
AMPHENOL BACKSHELL #17-1726-2 (ECK656)

10 COND. #22  
(ECX428)

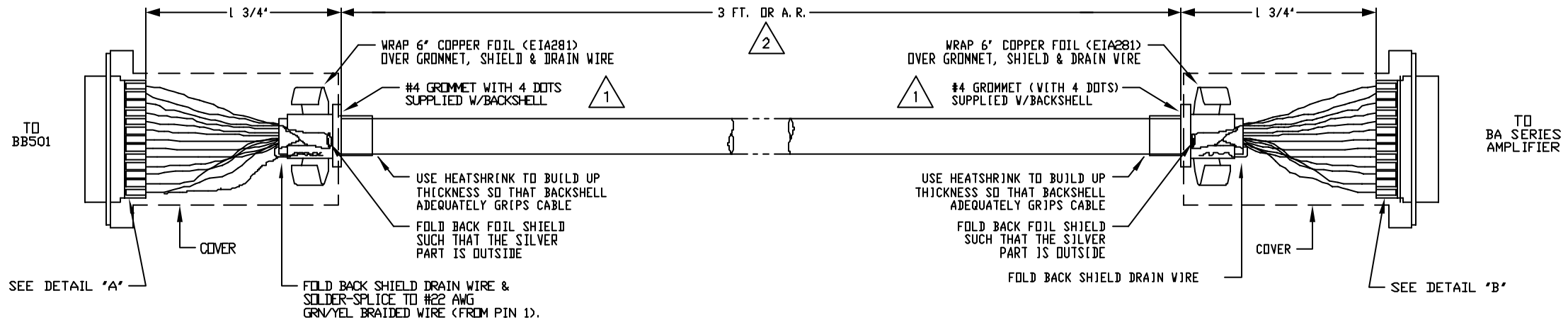
| SOCKET | WIRE    | SIGNAL   |
|--------|---------|----------|
| 1      | SHIELD  | SHLD     |
| 2      | VIO     | +5V      |
| 3      | -       | -        |
| 4      | WHT/ORN | HA       |
| 5      | -       | -        |
| 6      | -       | -        |
| 7      | WHT/YEL | SIG COM  |
| 8      | WHT/RED | +INPUT   |
| 9      | -       | -        |
| 10     | YEL     | SHUTDOWN |
| 11     | -       | -        |
| 12     | -       | -        |
| 13     | -       | -        |
| 25     | -       | -        |
| 24     | -       | -        |
| 23     | BRN     | FAULT    |
| 22     | -       | -        |
| 21     | -       | -        |
| 20     | -       | -        |
| 19     | -       | -        |
| 18     | -       | -        |
| 17     | WHT/GRY | HC       |
| 16     | WHT/BRN | HB       |
| 15     | -       | -        |
| 14     | WHT/GRN | SIG COM  |

AMP PLUG #745496-2 (ECK786)  
AMPHENOL BACKSHELL #17-1726-2 (ECK656)

10 COND. #22  
(ECX428)

| SIGNAL   | WIRE    | PIN |
|----------|---------|-----|
| -        | -       | 13  |
| -        | -       | 12  |
| -        | -       | 11  |
| SHUTDOWN | YEL     | 10  |
| -        | -       | 9   |
| +INPUT   | WHT/RED | 8   |
| -        | -       | 7   |
| -        | -       | 6   |
| -        | -       | 5   |
| HA       | WHT/ORN | 4   |
| -        | -       | 3   |
| +5V      | VIO     | 2   |
| -        | -       | 1   |
| SIG COM  | WHT/GRN | 14  |
| -        | -       | 15  |
| HB       | WHT/BRN | 16  |
| HC       | WHT/GRY | 17  |
| -        | -       | 18  |
| -        | -       | 19  |
| -        | -       | 20  |
| SIG COM  | WHT/YEL | 21  |
| -        | -       | 22  |
| FAULT    | BRN     | 23  |
| -        | -       | 24  |
| -        | -       | 25  |

UNUSED WIRES: TAN  
(ECX428)

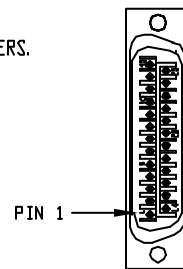


4 THIS CABLE IS TO BE USED WITH THE BB501 AND A BA SERIES AMPLIFIERS. COMMUTATION IS TO BE DONE INTERNALLY BY THE BA AMPLIFIER. COMMAND MUST BE A SINGLE CURRENT COMMAND SIGNAL.

3 FOR CRIMP TOOL USE AMP HANDLE ASSY 58074-1 WITH AMP HEAD ASSY 58063-2

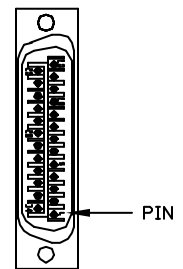
2 STARTING CABLE LENGTH = 3 FT 5 IN

1 FOR STD CABLE (ECX428) USE #4 GROMMET WITH 4 DOTS AS SHOWN BELOW (SUPPLIED W/BACKSHELL)



DETAIL "A"

AMP SOCKET #745495-2 (ECK789)



DETAIL "B"

AMP PLUG #745496-2 (ECK786)

PROPRIETARY INFORMATION  
THIS DRAWING IS THE PROPERTY  
OF AEROTECH, INC. AND IS  
SUBMITTED IN CONFIDENCE AND  
SHALL NOT BE REPRODUCED NOR  
COPIED NOR DISCLOSED TO OTHERS  
UNDER PENALTY OF LAW.



AEROTECH, INC. 101 Zeta Drive  
Pittsburgh, PA. 15238  
(412)963-7470 TWX710-795-3125

TOLERANCES ON  
FRACTIONS DECIMALS ANGLES  
0 TO 6 ± 1/32 XX ± .01 ± D-30°  
OVER 6 ± 1/16 XXX ± .005

RMS FINISH ✓ EXCEPT AS NOTED

|         |     |       |
|---------|-----|-------|
| DRAWN   | EJB | 06/95 |
| CHECKED | WG  | 07/97 |
| APPD.   | WG  | 07/97 |

**BA SERIES ADAPTER  
CABLE (BAC3)  
(SELF COMMUTATING)**

|            |                  |        |
|------------|------------------|--------|
| PART CODE  | SIZE             | REV.   |
| BAC3       | C                | B      |
| 630C1596-3 |                  |        |
| SCALE      | FILE NAME        | SHEET  |
| -          | 630C1596-3B1.DWG | 1 OF 1 |