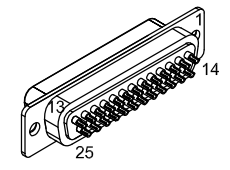


REVISIONS			
REV.	DESCRIPTION	DRAWN	DATE
A	INITIAL REV.	ZGK	5/19



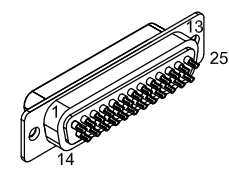
25 PIN D-STYLE MALE CONNECTOR (ECK00101) BACKSHELL (ECK00656)

PIN	WIRE	SIGNAL
13	-	-
12	PNK	CW
11	WHT/BLK	HALL C
10	WHT/GRY	HALL A
9	-	-
8	-	DATA-N
7	ORG	MKR
6	WHT/ORG	MKR-N
5	WHT/BRN	HALL B
4	BRN	ID
3	#24 VIO	ENC +5
2	WHT/RED	THERMISTOR
1	-	-
CASE	OUTER SHIELD	OUTER SHIELD

FERRULES	COLOR	SIGNAL
EIK01098	#22 BLK	MTR ØA
EIK01098	#22 RED	MTR ØB
EIK01098	#22 WHT	MTR ØC
EIK01098	#22 GRN/YEL	FRAME / INNER SHLD

27 COND., #22x8, #24x4, #26x2, #28x13 ALL #28, UNLESS NOTED (ECX01439)

SIGNAL	WIRE	PIN
MTR ØC	#22 WHT	13
MTR ØB	#22 RED	12
MTR ØA	#22 BLK	11
FRAME	#22 GRN/YEL	10
HALL C	WHT/BLK	9
HALL A	WHT/GRY	8
CCW/LMT	GRY	7
LMT COM	#26 GRN/RED	6
LMT COM	-	6
ENC COM	#24 GRN	5
ENC COM	#24 GRN/WHT	5
MKR-N	WHT/ORG	4
SIN-N	WHT/BLU	3
COS-N	WHT/YEL	2
KEY	KEY	1
BOTH SHIELDS	BOTH SHIELDS	CASE



25 PIN FEMALE D-STYLE CONNECTOR (ECK00300) BACKSHELL (ECK00656) JACKSOCKETS (ECK00129)

ADD GOLD JUMPER (EIK00351) (TYP. 4 PLS.)

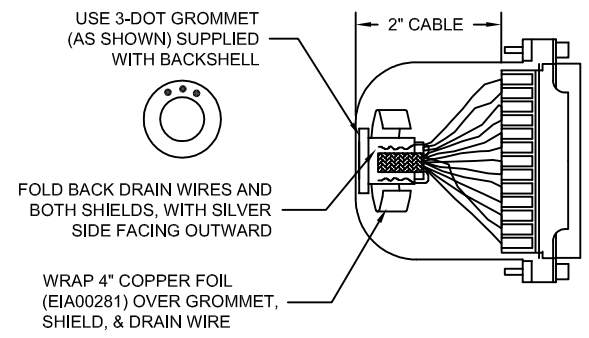
5.) USE THE FOLLOWING FOR CABLE TOLERANCES

METRIC		IMPERIAL ENGLISH	
<0.3m	+25mm	<1ft	+1in
0.3m - 1.5m	+50mm	1ft - 5ft	+2in
1.5m - 3m	+100mm	5ft - 10ft	+4in
3m - 7.5m	+150mm	10ft - 25ft	+6in
>7.5m	+5%/0%	>25ft	+5%/0%

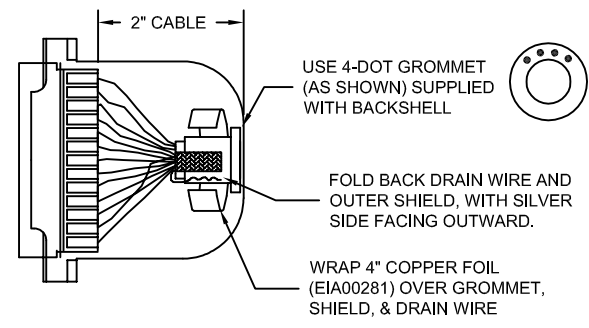
FOR EACH WIRE BUNDLE:

- (a) WRAP WITH ITS FOIL SHIELD TO CONTACT DRAIN WIRE.
- (b) COVER WITH SHRINK-N-SHIELD (ECX01017).

CONNECTOR SHIELDING:



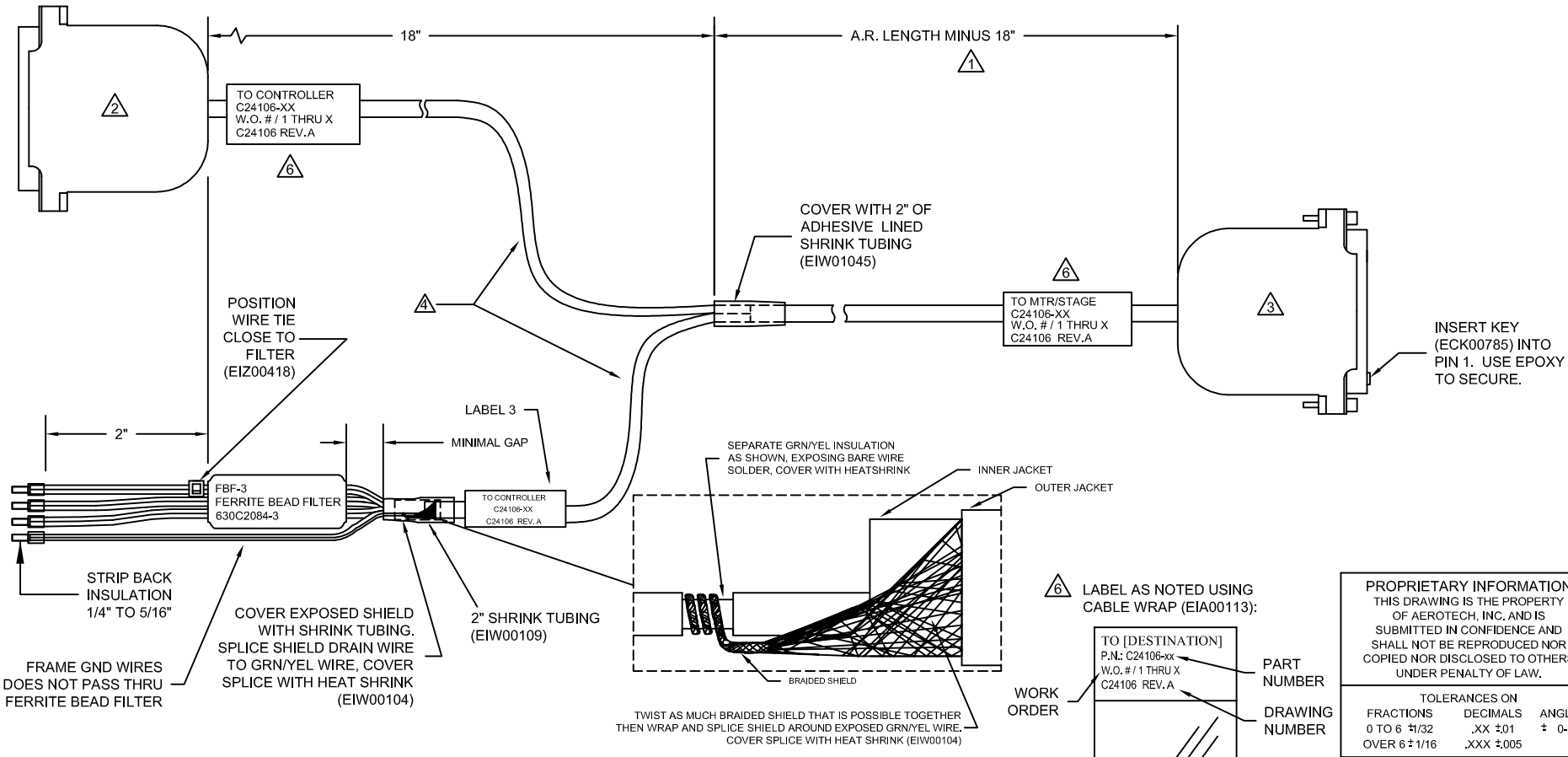
CONNECTOR SHIELDING:



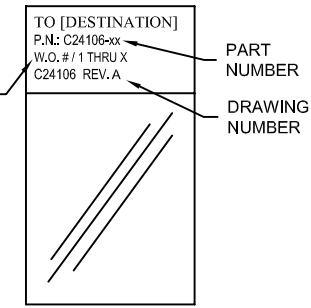
CABLE LENGTH:

CABLE LENGTHS (XX) ARE IN DECIMETERS
EXAMPLE: FOR C24106-30, 30=30 DECIMETERS (3 METERS).
STARTING CABLE LENGTH SHOULD BE 4 INCHES LONGER THAN TOTAL LENGTH OF CABLE.

NOTES:



LABEL AS NOTED USING CABLE WRAP (EIA00113):



PROPRIETARY INFORMATION
THIS DRAWING IS THE PROPERTY OF AEROTECH, INC. AND IS SUBMITTED IN CONFIDENCE AND SHALL NOT BE REPRODUCED NOR COPIED NOR DISCLOSED TO OTHERS UNDER PENALTY OF LAW.

TOLERANCES ON		
FRACTIONS	DECIMALS	ANGLES
0 TO 6 ±1/32	.XX ±01	± 0-30'
OVER 6 ±1/16	.XXX ±005	

RMS FINISH EXCEPT AS NOTED

DRAWN	ZGK	5/19
CHECKED	JF	5/19
APPD.	NR	5/19

AEROTECH AEROTECH, INC., 101 Zeta Drive
Pittsburgh, PA, 15238-2897, USA
HTTP://www.aerotech.com

CABLE: C24106
BL MTR + FB-25D FLB-25DJS-5ARMS-MAX90DM

PART CODE		SIZE	REV.	
C24106-XX	C	C24106	A	
SCALE	NTS	FILE NAME	C24106.dwg	SHEET
				1 OF 1