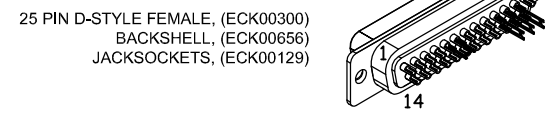
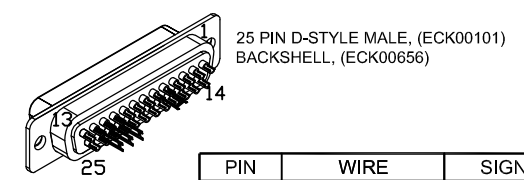


REVISIONS			
REV.	DESCRIPTION	DRAWN	DATE
A	INITIAL REV	ZGK	5/19



PIN	WIRE	SIGNAL
13	-	-
12	#22 RED	MTR ØB
11	#22BLK	MTR ØA
10	#22 WHT	MTR RETURN
9	-	-
8	-	-
7	GRY	CCW-LMT
6	#24 GRN, #26 GRN/RED	LMT COM
5	#24 GRN/W	ENC COM
4	W/ORN	MKR-N
3	W/BLU	SIN-N
2	W/YEL	COS-N
1	REMOVE PIN	REMOVE PIN
CASE	SHIELD	SHIELD
14	YEL	COS
15	BLU	SIN
16	ORN	MKR
17	#24 VIO, #24 VIO/W	ENC +5V
18	BRN	ID
19	PNK	CW+LMT
20	-	-
21	-	-
22	#22 WHT/ORN	MTR RETURN
23	#22 BLK/ORN	MTR ØA
24	#22 RED/ORN	MTR ØB
25	-	-

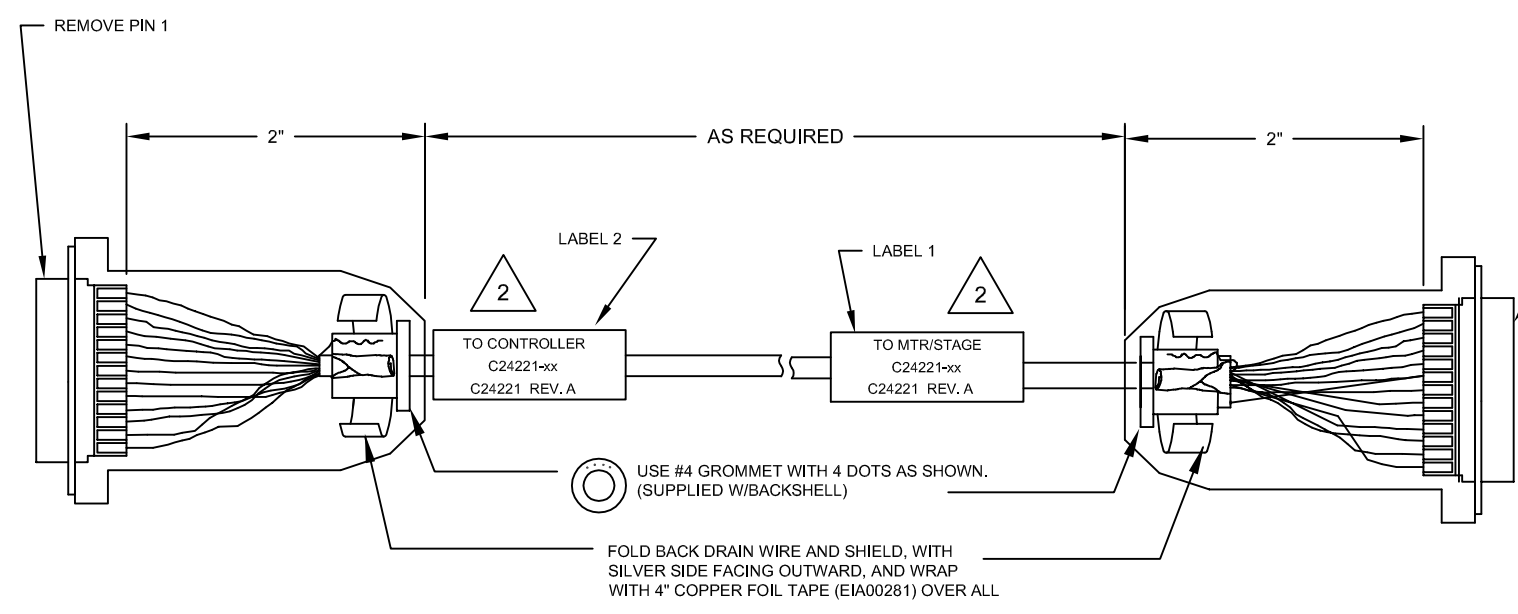
SIGNAL	WIRE	PIN
-	-	13
MTR ØB	#22 RED	12
MTR ØA	#22 BLK	11
MTR RETURN	#22 WHT	10
-	-	9
-	-	8
CCW-LMT	GRY	7
LMT COM	#24 GRN, #26 GRN/RED	6
ENC COM	#24 GRN/W	5
MKR-N	W/ORN	4
SIN-N	W/BLU	3
COS-N	W/YEL	2
KEY	KEY	1
SHIELD	SHIELD	CASE
COS	YEL	14
SIN	BLU	15
MKR	ORN	16
ENC +5V	#24 VIO, #24 VIO/W	17
ID	BRN	18
CW+LMT	PNK	19
-	-	20
-	-	21
MTR RETURN	#22 WHT/ORN	22
MTR ØA	#22 BLK/ORN	23
MTR ØB	#22 RED/ORN	24
-	-	25

ECX01439
27 COND., #28 (UNLESS NOTED)

UNUSED:
#22 GRN/YEL
#22 GRN/ORN
#26 VIO/RED
W/GRY
W/BRN
W/BLK
W/RED

ADD GOLD JUMPER
(EIK00351) (TYP. 4 PLS)

ADD GOLD JUMPERS
(EIK00351) (TYP. 4 PLS.)



- 2 LABEL EACH END OF CABLE WITH EIA00113
- 1.) STARTING CABLE LENGTH SHOULD BE 4 IN LONGER THAN TOTAL LENGTH OF CABLE. LENGTH OF CABLE IS DESIGNATED BY THE (XX) IN CABLE NAME.

PROPRIETARY INFORMATION THIS DRAWING IS THE PROPERTY OF AEROTECH, INC. AND IS SUBMITTED IN CONFIDENCE AND SHALL NOT BE REPRODUCED NOR COPIED NOR DISCLOSED TO OTHERS UNDER PENALTY OF LAW.			AEROTECH, INC., 101 Zeta Drive Pittsburgh, PA. 15238-2897, USA HTTP://www.aerotech.com		
TOLERANCES ON FRACTIONS DECIMALS ANGLES 0 TO 6 ±1/32 .XX ±01 ± 0-30" OVER 6 ±1/16 .XXX ±005			C24221 (Lab to SM) CABLE: SM MTR + FBE-25D 25DJS-4ARMS-MAX83DM		
RMS FINISH	✓	EXCEPT AS NOTED	PART CODE	SIZE	REV.
DRAWN	ZGK	5/19	C24221	C	A
CHECKED	JM	5/19	SCALE	FILE NAME	SHEET
APPD.	NR	5/19	NTS	C24221.Dwg	1 OF 1